


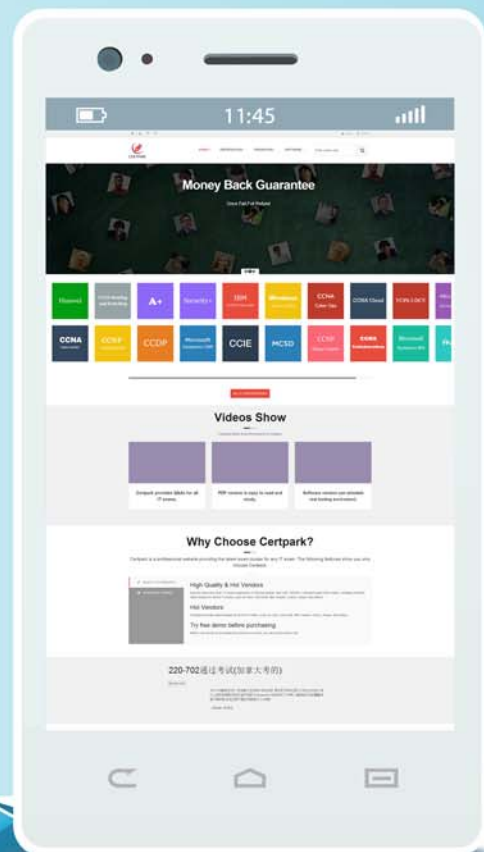
# CERTPARK

## QUESTION & ANSWER



CERTPARK.COM

Accurate Study Guides,  
High Passing Rate!  
provides update  
free of charge  
in one year!



<https://www.certpark.com>

**Exam : 070-347**

**Title : Enabling Office 365  
Services**

**Version : DEMO**

## 1. Topic 1, Manage clients and end-user devices

## DRAG DROP

Your company uses Office 365. You are planning a user-driven deployment of Office 365 ProPlus. You need to provide users with the minimum requirements for completing the Office 365 ProPlus installation.

Which requirements should you provide? To answer, drag the appropriate requirements to the correct targets. Each requirement may be used once, more than once, or not at all. You may need to drag the split bar between panes or scroll to view content.

| Description                           | Requirement |
|---------------------------------------|-------------|
| Local computer group membership       |             |
| Minimum Internet connection frequency |             |

**Answer:**

| Description                           | Requirement    |
|---------------------------------------|----------------|
| Local computer group membership       | Administrators |
| Minimum Internet connection frequency | Every 30 days  |

Explanation:

For users to have the ability to install Office 365 ProPlus on their computers, they must be configured as local administrators. Furthermore, users don't have to be connected to the Internet all the time to use Office 365 ProPlus. They do, however, have to connect every 30 days to prevent Office 365 ProPlus from going into reduced functionality mode.

References: [http://technet.microsoft.com/en-us/library/gg998766\(v=office.15\).aspx](http://technet.microsoft.com/en-us/library/gg998766(v=office.15).aspx)

2. Your company uses Office 365 and has an Enterprise E3 license plan. Employees are issued laptop computers that are configured with a standard image. The image includes an installation of Office 365 ProPlus that must be activated by the employees.

An employee recently received a new laptop computer to replace an older laptop. The older laptop will be reimaged. When the employee attempts to start Word for the first time, she receives a message saying that she cannot activate it because she has already activated five devices.

You need to help the employee activate Office on her new laptop computer.

What should you do?

A. Assign a second E3 license to the employee.

- B. Remove the employee's E3 license and then assign a new E3 license.
- C. Sign in to the Office 365 portal as the employee and deactivate the old laptop.
- D. Sign in to the Office 365 portal by using your Global Admin account and then deactivate the old laptop.

**Answer: C**

Explanation:

Office 365 ProPlus license permits a user to install Office on a maximum of five devices. For the user to install office on a 6th device, one of the devices that Office was previously activated on must be deactivated.

References:

[http://blogs.technet.com/b/office\\_resource\\_kit/archive/2012/11/28/managing-office-365-proplus-installations-activating-deactivating-and-reactivating.aspx](http://blogs.technet.com/b/office_resource_kit/archive/2012/11/28/managing-office-365-proplus-installations-activating-deactivating-and-reactivating.aspx)

3.You manage client computing devices for a company. Office 365 was recently deployed for all employees in the sales department. Company policy requires the installation of Office 365 ProPlus on all new client computing devices for sales department employees.

The company recently purchased Surface Pro 4 devices for all sales department employees. You are testing a new Office deployment for a specific user on a Surface Pro 4. You are unable to activate Office on the Surface Pro 4. An error message states that the install limit has been reached.

You need to activate Office 365 ProPlus on the Surface Pro 4 for the user.

What should you do?

- A. Instruct the user to sign in to the Office 365 portal and deactivate unused Office 365 ProPlus licenses.
- B. Sign in to the Office 365 admin center as an Office 365 administrator. Remove and then re-add the user's Office 365 ProPlus license.
- C. Install a licensed copy of Office Professional Plus 2013 that is covered under a volume licensing agreement.
- D. Sign in to the Office 365 admin center as an Office 365 administrator and deactivate unused Office 365 ProPlus licenses

**Answer: A**

Explanation:

Office 365 ProPlus license permits a user to install Office on a maximum of five devices. For the user to install office on a 6th device, one of the devices that Office was previously activated on must be deactivated.

References: [http://technet.microsoft.com/en-us/library/gg982959\(v=office.15\).aspx](http://technet.microsoft.com/en-us/library/gg982959(v=office.15).aspx)

4.Your company hires a new human resources consultant. Corporate policy specifies the following requirements for consultants:

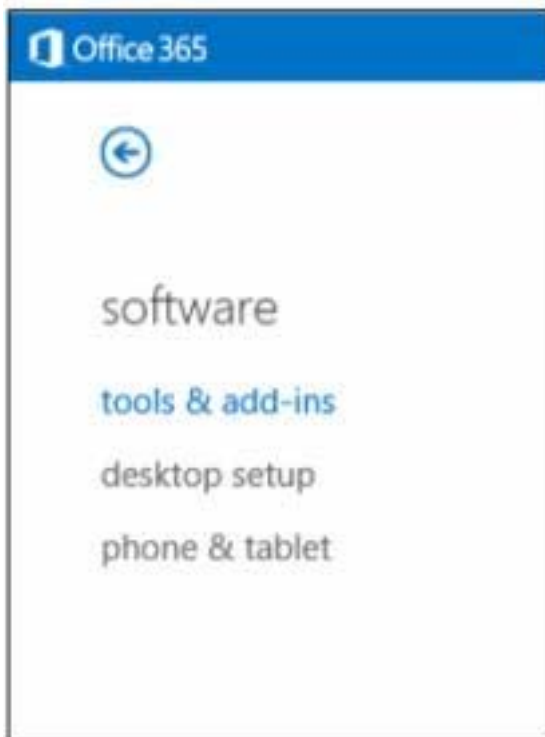
- Consultants must supply their own laptops.
- The company must supply an Office 365 cloud account.
- Consultants may have access only to Microsoft Exchange Online, Microsoft SharePoint Online, and Office 365 ProPlus.

In the Office 365 admin center, you create an account for the consultant and assign an E3 license to the account. You send instructions to the consultant for installing Office365 ProPlus on her laptop.

The consultant signs in to the Office 365 portal and changes her password when prompted to do so. She

successfully accesses her email by using Outlook Web App (OWA). She attempts to install Office 365 ProPlus, but is unable to do so.

The Software page of the Office 365 portal displays the options shown in the following image.



You need to ensure that the consultant can install Office 365 ProPlus.

What should you do?

- A. License the consultant's account for Office 365 ProPlus.
- B. License the consultant's account for Office Web Apps.
- C. Issue a corporate laptop to the consultant and have her restart the Office 365 ProPlus installation process on that laptop.
- D. Assign an E1 license to the consultant's account.

**Answer: A**

Explanation:

When assigning a license to a user, you are able to select which services are enabled by that license. Select the down-arrow next to the name of the license and unselect the services that you want to restrict from that user. The Office 365 ProPlus check box was probably de-selected, therefore the user was unable to install it.

5. You are the Office 365 administrator for your company. All users have been assigned E3 licenses and use Office Web Apps to create and edit documents.

A user attempts to access documents stored on a USB flash drive. When the user double-clicks a file that is stored on the USB flash drive, an error message states that Windows can't open the file and needs to know what program to use to open it.

You need to ensure that the user can start Office applications and edit Office documents by double-clicking files.

What should you do on the user's computer?

- A. Use Office on Demand.
- B. Install Office 365 ProPlus from the Office 365 portal.
- C. Copy the files from the USB flash drive to the local hard drive.
- D. Install and configure Microsoft Word Viewer.

**Answer: B**

Explanation:

You can deploy Office 365 ProPlus in your organization by allowing users to install Office 365 ProPlus directly from the Office 365 portal, or by downloading the Office 365 ProPlus software to the local network and then deploying it to your users.