


CERTPARK

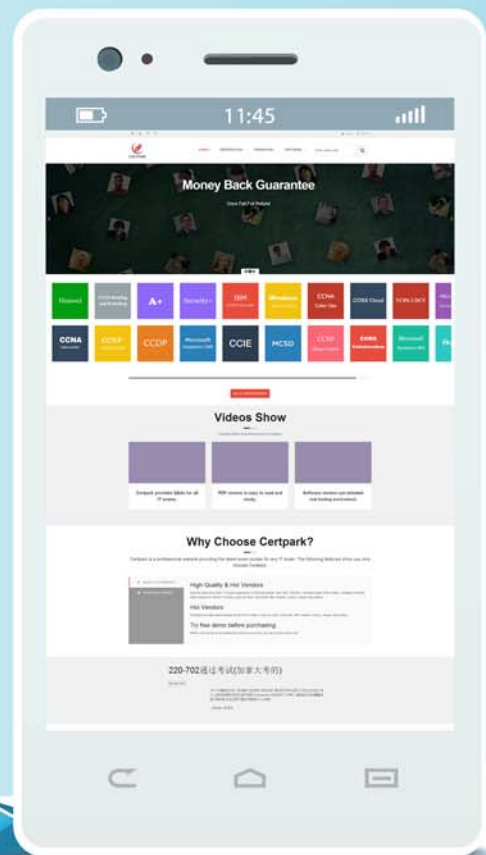


QUESTION & ANSWER



CERTPARK.COM

Accurate Study Guides,
High Passing Rate!
provides update
free of charge
in one year!



Exam : **070-767**

Title : Implementing a SQL Data
Warehouse

Version : DEMO

1.Note: This question is part of a series of questions that present the same scenario. Each question in the series contains a unique solution that might meet the stated goals. Some question sets might have more than one correct solution, while others might not have a correct solution.

After you answer a question in this sections, you will NOT be able to return to it. As a result, these questions will not appear in the review screen.

You have a Microsoft Azure SQL Data Warehouse instance that must be available six months a day for reporting.

You need to pause the compute resources when the instance is not being used.

Solution: You use SQL Server Configuration Manager.

Does the solution meet the goal?

A. Yes

B. No

Answer: B

Explanation:

To pause a SQL Data Warehouse database, use any of these individual methods.

Pause compute with Azure portal

Pause compute with PowerShell

Pause compute with REST APIs

References:

<https://docs.microsoft.com/en-us/azure/sql-data-warehouse/sql-data-warehouse-manage-compute-overview>

2.Note: This question is part of a series of questions that present the same scenario. Each question in the series contains a unique solution that might meet the stated goals. Some question sets might have more than one correct solution, while others might not have a correct solution.

After you answer a question in this sections, you will NOT be able to return to it. As a result, these questions will not appear in the review screen.

You have a Microsoft Azure SQL Data Warehouse instance that must be available six months a day for reporting.

You need to pause the compute resources when the instance is not being used.

Solution: You use the Azure portal.

Does the solution meet the goal?

A. Yes

B. No

Answer: A

Explanation:

To pause a SQL Data Warehouse database, use any of these individual methods.

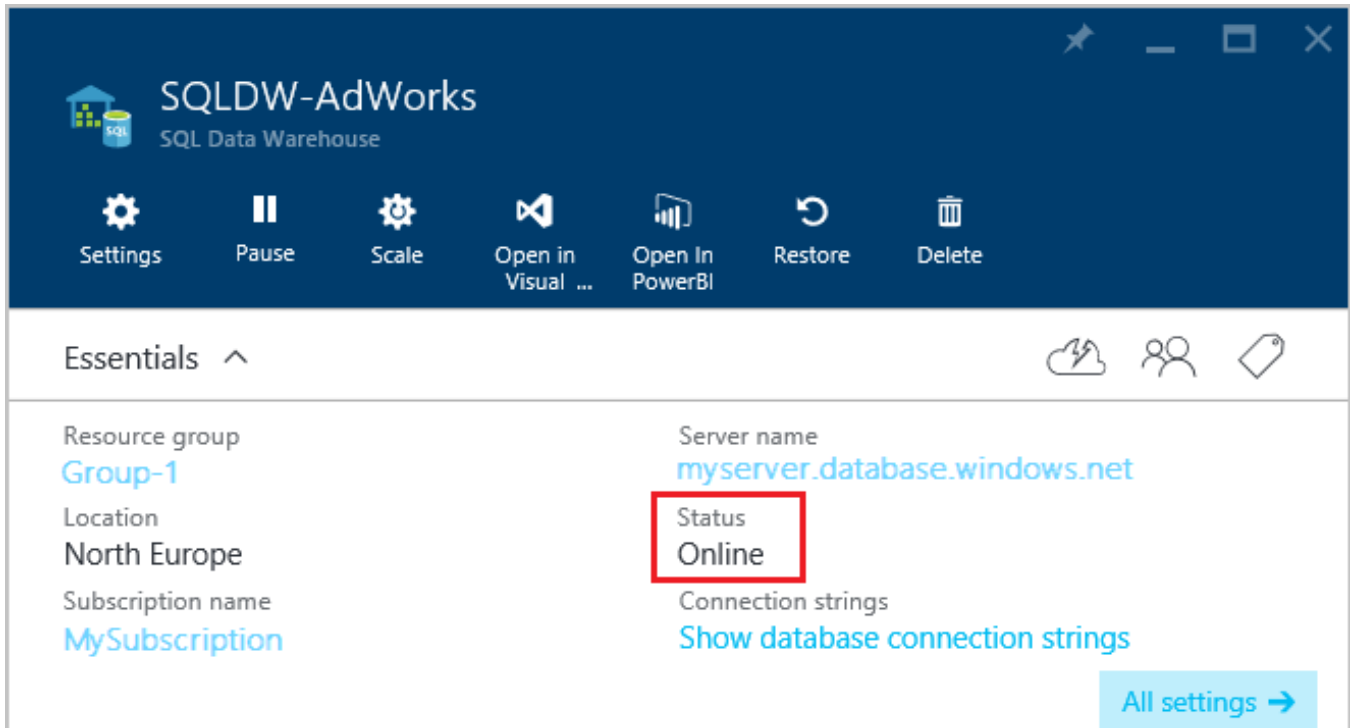
Pause compute with Azure portal

Pause compute with PowerShell

Pause compute with REST APIs

Note: To pause a database:

1. Open the Azure portal and open your database. Notice that the Status is Online.



2. To suspend compute and memory resources, click Pause, and then a confirmation message appears. Click yes to confirm or no to cancel.

References:

<https://docs.microsoft.com/en-us/azure/sql-data-warehouse/sql-data-warehouse-manage-compute-overview>

<https://docs.microsoft.com/en-us/azure/sql-data-warehouse/sql-data-warehouse-manage-compute-portal#pause-compute-bk>

3.Note: This question is part of a series of questions that present the same scenario. Each question in the series contains a unique solution that might meet the stated goals. Some question sets might have more than one correct solution, while others might not have a correct solution.

After you answer a question in this sections, you will NOT be able to return to it. As a result, these questions will not appear in the review screen.

You have a Microsoft Azure SQL Data Warehouse instance that must be available six months a day for reporting.

You need to pause the compute resources when the instance is not being used.

Solution: You use SQL Server Management Studio (SSMS).

Does the solution meet the goal?

A. Yes

B. No

Answer: B

Explanation:

To pause a SQL Data Warehouse database, use any of these individual methods.

Pause compute with Azure portal

Pause compute with PowerShell

Pause compute with REST APIs

References:

<https://docs.microsoft.com/en-us/azure/sql-data-warehouse/sql-data-warehouse-manage-compute-overview>

4.Note: This question is part of a series of questions that present the same scenario. Each question in the series contains a unique solution that might meet the stated goals. Some question sets might have more than one correct solution, while others might not have a correct solution.

After you answer a question in this sections, you will NOT be able to return to it. As a result, these questions will not appear in the review screen.

You have a data warehouse that stores information about products, sales, and orders for a manufacturing company. The instance contains a database that has two tables named SalesOrderHeader and SalesOrderDetail. SalesOrderHeader has 500,000 rows and SalesOrderDetail has 3,000,000 rows. Users report performance degradation when they run the following stored procedure:

```
CREATE PROCEDURE Sales.GetRecentSales (@date datetime)
AS BEGIN
    IF @date is NULL
        SET @date = DATEADD(MONTH, -3, (SELECT MAX(ORDERDATE) FROM Sales.SalesOrderHeader))
    SELECT * FROM Sales.SalesOrderHeader h, Sales.SalesOrderDetail d
    WHERE h.SalesOrderID = d.SalesOrderID
    AND h.OrderDate > @date
END
```

You need to optimize performance.

Solution: You run the following Transact-SQL statement:

```
CREATE STATISTICS Stat1
On Sales.SalesOrderHeader (OrderDate)
WITH SAMPLE 100 ROWS
```

Does the solution meet the goal?

A. Yes

B. No

Answer: B

Explanation:

100 out of 500,000 rows is a too small sample size.

References:

<https://docs.microsoft.com/en-us/azure/sql-data-warehouse/sql-data-warehouse-tables-statistics>

5.Note: This question is part of a series of questions that present the same scenario. Each question in the series contains a unique solution that might meet the stated goals. Some question sets might have more than one correct solution, while others might not have a correct solution.

After you answer a question in this sections, you will NOT be able to return to it. As a result, these questions will not appear in the review screen.

You have a data warehouse that stores information about products, sales, and orders for a manufacturing

company. The instance contains a database that has two tables named SalesOrderHeader and SalesOrderDetail. SalesOrderHeader has 500,000 rows and SalesOrderDetail has 3,000,000 rows. Users report performance degradation when they run the following stored procedure:

```
CREATE PROCEDURE Sales.GetRecentSales (@date datetime)
AS BEGIN
    IF @date is NULL
        SET @date = DATEADD(MONTH, -3, (SELECT MAX(ORDERDATE) FROM Sales.SalesOrderHeader))
    SELECT * FROM Sales.SalesOrderHeader h, Sales.SalesOrderDetail d
    WHERE h.SalesOrderID = d.SalesOrderID
    AND h.OrderDate > @date
END
```

You need to optimize performance.

Solution: You run the following Transact-SQL statement:

```
CREATE STATISTICS Stat1
On Sales.SalesOrderHeader (OrderDate)
WITH SAMPLE 0 PERCENT
```

Does the solution meet the goal?

- A. Yes
- B. No

Answer: B

Explanation:

Microsoft recommend against specifying 0 PERCENT or 0 ROWS in a CREATE STATISTICS..WITH SAMPLE statement. When 0 PERCENT or ROWS is specified, the statistics object is created but does not contain statistics data.

References: <https://docs.microsoft.com/en-us/sql/t-sql/statements/create-statistics-transact-sql>