

CERTPARK

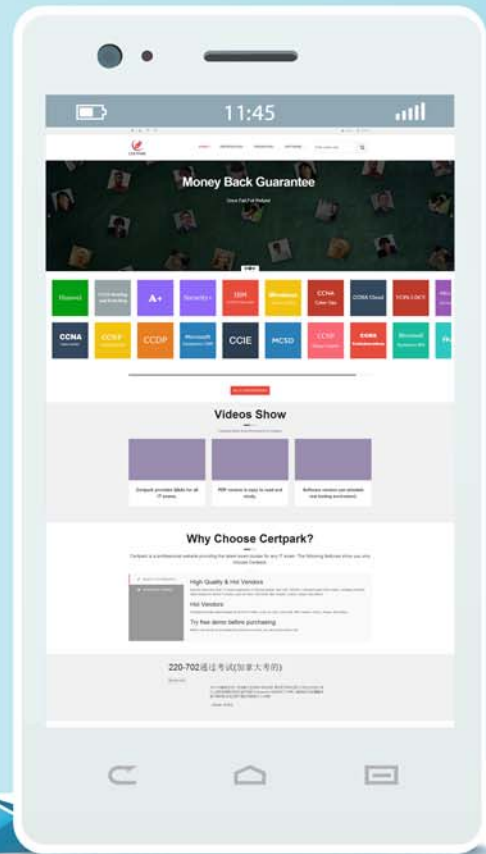


QUESTION & ANSWER



CERTPARK.COM

Accurate Study Guides,
High Passing Rate!
provides update
free of charge
in one year!



<https://www.certpark.com>

Exam : **AZ-305**

Title : **Designing Microsoft Azure
Infrastructure Solutions**

Version : **DEMO**

1. Topic 1, Litware, Inc

Case Study

Overview

This is a case study. Case studies are not timed separately. You can use as much exam time as you would like to complete each case. However, there may be additional case studies and sections on this exam. You must manage your time to ensure that you are able to complete all questions included on this exam in the time provided.

To answer the questions included in a case study, you will need to reference information that is provided in the case study. Case studies might contain exhibits and other resources that provide more information about the scenario that is described in the case study. Each question is independent of the other questions in this case study.

At the end of this case study, a review screen will appear. This screen allows you to review your answers and to make changes before you move to the next section of the exam. After you begin a new section, you cannot return to this section.

To start the case study

To display the first question in this case study, click the Next button. Use the buttons in the left pane to explore the content of the case study before you answer the questions. Clicking these buttons displays information such as business requirements, existing environment, and problem statements. If the case study has an All Information tab, note that the information displayed is identical to the information displayed on the subsequent tabs. When you are ready to answer a question, click the Question button to return to the question.

Overview. General Overview

Litware, Inc. is a medium-sized finance company.

Overview. Physical Locations

Litware has a main office in Boston.

Existing Environment. Identity Environment

The network contains an Active Directory forest named Litware.com that is linked to an Azure Active Directory (Azure AD) tenant named Litware.com. All users have Azure Active Directory Premium P2 licenses.

Litware has a second Azure AD tenant named dev.Litware.com that is used as a development environment.

The Litware.com tenant has a conditional access policy named capolicy1. Capolicy1 requires that when users manage the Azure subscription for a production environment by using the Azure portal, they must connect from a hybrid Azure AD-joined device.

Existing Environment. Azure Environment

Litware has 10 Azure subscriptions that are linked to the Litware.com tenant and five Azure subscriptions that are linked to the dev.Litware.com tenant. All the subscriptions are in an Enterprise Agreement (EA).

The Litware.com tenant contains a custom Azure role-based access control (Azure RBAC) role named Role1 that grants the DataActions read permission to the blobs and files in Azure Storage.

Existing Environment. On-premises Environment

The on-premises network of Litware contains the resources shown in the following table.

Name	Type	Configuration
SERVER1 SERVER2 SERVER3	Ubuntu 18.04 virtual machines hosted on Hyper-V	The virtual machines host a third-party app named App1. App1 uses an external storage solution that provides Apache Hadoop-compatible data storage. The data storage supports POSIX access control list (ACL) file-level permissions.
SERVER10	Server that runs Windows Server 2016	The server contains a Microsoft SQL Server instance that hosts two databases named DB1 and DB2.

Existing Environment. Network Environment

Litware has ExpressRoute connectivity to Azure.

Planned Changes and Requirements. Planned Changes

Litware plans to implement the following changes:

- ☞ Migrate DB1 and DB2 to Azure.
- ☞ Migrate App1 to Azure virtual machines.
- ☞ Deploy the Azure virtual machines that will host App1 to Azure dedicated hosts.

Planned Changes and Requirements. Authentication and Authorization Requirements

Litware identifies the following authentication and authorization requirements:

- ☞ Users that manage the production environment by using the Azure portal must connect from a hybrid Azure AD-joined device and authenticate by using Azure Multi-Factor Authentication (MFA).
- ☞ The Network Contributor built-in RBAC role must be used to grant permission to all the virtual networks in all the Azure subscriptions.
- ☞ To access the resources in Azure, App1 must use the managed identity of the virtual machines that will host the app.
- ☞ Role1 must be used to assign permissions to the storage accounts of all the Azure subscriptions.
- ☞ RBAC roles must be applied at the highest level possible.

Planned Changes and Requirements. Resiliency Requirements

Litware identifies the following resiliency requirements:

- ☞ Once migrated to Azure, DB1 and DB2 must meet the following requirements:

- Maintain availability if two availability zones in the local Azure region fail.
- Fail over automatically.
- Minimize I/O latency.

⇒ App1 must meet the following requirements:

- Be hosted in an Azure region that supports availability zones.
- Be hosted on Azure virtual machines that support automatic scaling.
- Maintain availability if two availability zones in the local Azure region fail.

Planned Changes and Requirements. Security and Compliance Requirements

Litware identifies the following security and compliance requirements:

- ⇒ Once App1 is migrated to Azure, you must ensure that new data can be written to the app, and the modification of new and existing data is prevented for a period of three years.
- ⇒ On-premises users and services must be able to access the Azure Storage account that will host the data in App1.
- ⇒ Access to the public endpoint of the Azure Storage account that will host the App1 data must be prevented.
- ⇒ All Azure SQL databases in the production environment must have Transparent Data Encryption (TDE) enabled.
- ⇒ App1 must not share physical hardware with other workloads.

Planned Changes and Requirements. Business Requirements

Litware identifies the following business requirements:

- ⇒ Minimize administrative effort.
- ⇒ Minimize costs.

HOTSPOT

You need to ensure that users managing the production environment are registered for Azure MFA and must authenticate by using Azure MFA when they sign in to the Azure portal. The solution must meet the authentication and authorization requirements.

What should you do? To answer, select the appropriate options in the answer area. NOTE: Each correct selection is worth one point.

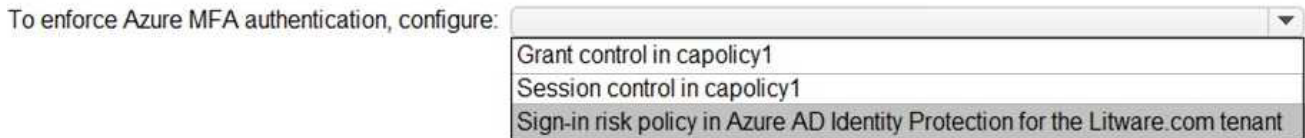
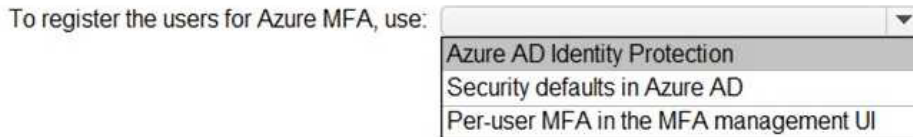
To register the users for Azure MFA, use:

<input type="checkbox"/>	Azure AD Identity Protection
<input type="checkbox"/>	Security defaults in Azure AD
<input type="checkbox"/>	Per-user MFA in the MFA management UI

To enforce Azure MFA authentication, configure:

<input type="checkbox"/>	Grant control in capolicy1
<input type="checkbox"/>	Session control in capolicy1
<input type="checkbox"/>	Sign-in risk policy in Azure AD Identity Protection for the Litware.com tenant

Answer:



Explanation:

Box 1: Azure AD Identity Protection

Azure AD Identity Protection helps you manage the roll-out of Azure AD Multi-Factor Authentication (MFA) registration by configuring a Conditional Access policy to require MFA registration no matter what modern authentication app you are signing in to.

Scenario: Users that manage the production environment by using the Azure portal must connect from a hybrid Azure AD-joined device and authenticate by using Azure Multi-Factor Authentication (MFA).

Box 2: Sign-in risk policy...

Scenario: The Litware.com tenant has a conditional access policy named capolicy1. Capolicy1 requires that when users manage the Azure subscription for a production environment by using the Azure portal, they must connect from a hybrid Azure AD-joined device.

Identity Protection policies we have two risk policies that we can enable in our directory.

Sign-in risk policy

User risk policy

Reference:

<https://docs.microsoft.com/en-us/azure/active-directory/identity-protection/howto-identity-protection-configure-mfa-policy>

<https://docs.microsoft.com/en-us/azure/active-directory/identity-protection/howto-identity-protection-configure-risk-policies>

2.You plan to migrate App1 to Azure.

You need to recommend a network connectivity solution for the Azure Storage account that will host the App1 data. The solution must meet the security and compliance requirements.

What should you include in the recommendation?

- A. a private endpoint
- B. a service endpoint that has a service endpoint policy
- C. Azure public peering for an ExpressRoute circuit
- D. Microsoft peering for an ExpressRoute circuit

Answer: A

Explanation:

Private Endpoint securely connect to storage accounts from on-premises networks that connect to the VNet using VPN or ExpressRoutes with private-peering.

Private Endpoint also secure your storage account by configuring the storage firewall to block all connections on the public endpoint for the storage service.

<https://docs.microsoft.com/en-us/azure/expressroute/expressroute-faqs#microsoft-peering>

3.You plan to migrate App1 to Azure. The solution must meet the authentication and authorization requirements.

Which type of endpoint should App1 use to obtain an access token?

- A. Azure Instance Metadata Service (IMDS)
- B. Azure AD
- C. Azure Service Management
- D. Microsoft identity platform

Answer: D

Explanation:

Scenario: To access the resources in Azure, App1 must use the managed identity of the virtual machines that will host the app.

Managed identities provide an identity for applications to use when connecting to resources that support Azure Active Directory (Azure AD) authentication. Applications may use the managed identity to obtain Azure AD tokens.

Reference: <https://docs.microsoft.com/en-us/azure/active-directory/managed-identities-azure-resources/overview>

4.DRAG DROP

You need to configure an Azure policy to ensure that the Azure SQL databases have TDE enabled. The solution must meet the security and compliance requirements.

Which three actions should you perform in sequence? To answer, move the appropriate actions from the list of actions to the answer area and arrange them in the correct order.

Actions

Answer Area

Create an Azure policy definition that uses the deployIfNotExists effect.

Create a user-assigned managed identity.

Invoke a remediation task.

Create an Azure policy assignment.

Create an Azure policy definition that uses the Modify effect.

Answer:

Actions

Answer Area

Create an Azure policy definition that uses the deployIfNotExists effect.	Create an Azure policy definition that uses the deployIfNotExists effect.
Create a user-assigned managed identity.	Create an Azure policy assignment.
Invoke a remediation task.	Invoke a remediation task.
Create an Azure policy assignment.	
Create an Azure policy definition that uses the Modify effect.	

Explanation:

Scenario: All Azure SQL databases in the production environment must have Transparent Data Encryption (TDE) enabled.

Step 1: Create an Azure policy definition that uses the deployIfNotExists identity.

The first step is to define the roles that deployIfNotExists and modify needs in the policy definition to successfully deploy the content of your included template.

Step 2: Create an Azure policy assignment

When creating an assignment using the portal, Azure Policy both generates the managed identity and grants it the roles defined in roleDefinitionIds.

Step 3: Invoke a remediation task

Resources that are non-compliant to a deployIfNotExists or modify policy can be put into a compliant state through Remediation. Remediation is accomplished by instructing Azure Policy to run the deployIfNotExists effect or the modify operations of the assigned policy on your existing resources and subscriptions, whether that assignment is to a management group, a subscription, a resource group, or an individual resource.

During evaluation, the policy assignment with deployIfNotExists or modify effects determines if there are non-compliant resources or subscriptions. When non-compliant resources or subscriptions are found, the details are provided on the Remediation page.

Reference: <https://docs.microsoft.com/en-us/azure/governance/policy/how-to/remediate-resources>

5.HOTSPOT

You plan to migrate App1 to Azure.

You need to recommend a high-availability solution for App1. The solution must meet the resiliency requirements.

What should you include in the recommendation? To answer, select the appropriate options in the answer area. NOTE: Each correct selection is worth one point.

Number of host groups:

	▼
1	
2	
3	
6	

Number of virtual machine scale sets:

	▼
0	
1	
3	

Answer:

Number of host groups:

	▼
1	
2	
3	
6	

Number of virtual machine scale sets:

	▼
0	
1	
3	

Explanation:

Box 1: 3

Scenario: App1 must meet the following requirements:

- ☞ Be hosted in an Azure region that supports availability zones.
- ☞ Maintain availability if two availability zones in the local Azure region fail.

A host group is a resource that represents a collection of dedicated hosts. You create a host group in a region and an availability zone, and add hosts to it.

Use Availability Zones for fault isolation

Availability zones are unique physical locations within an Azure region. Each zone is made up of one or more datacenters equipped with independent power, cooling, and networking. A host group is created in a single availability zone. Once created, all hosts will be placed within that zone. To achieve high availability across zones, you need to create multiple host groups (one per zone) and spread your hosts accordingly.

Box 2: 1

Scenario: App1 must meet the following requirements:

- ☞ Be hosted on Azure virtual machines that support automatic scaling.

An Azure virtual machine scale set can automatically increase or decrease the number of VM instances that run your application. This automated and elastic behavior reduces the management overhead to monitor and optimize the performance of your application.

Reference: <https://docs.microsoft.com/en-us/azure/virtual-machines/dedicated-hosts>

<https://docs.microsoft.com/en-us/azure/virtual-machine-scale-sets/virtual-machine-scale-sets-autoscale->

overview