


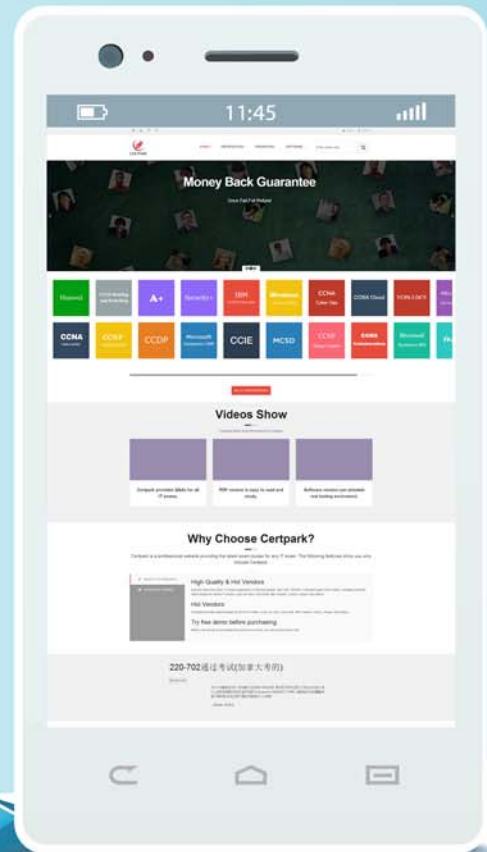
# CERTPARK

QUESTION & ANSWER



CERTPARK.COM

Accurate Study Guides,  
High Passing Rate!  
provides update  
free of charge  
in one year!



**Exam : NS0-182**

**Title : Certified Storage Installation  
Engineer, ONTAP**

**Version : DEMO**

1.You have set up a new 2-node switchless cluster and want to verify that the failover is configured correctly.

In this scenario, which two commands accomplish this task? (Choose two.)

- A. cluster ha show
- B. storage failover show
- C. cluster ring show
- D. storage failover show-takeover

**Answer:** AB

**Explanation:**

Reference: [https://library.netapp.com/ecm/ecm\\_download\\_file/ECMLP2492713](https://library.netapp.com/ecm/ecm_download_file/ECMLP2492713)

2.You are completing an ONTAP base installation, and your customer is asking you to create two SVMs, one for NFS and one for SMB.

Which type of SVM needs to be created to complete the installation?

- A. system SVM
- B. data SVM
- C. admin SVM
- D. multitenancy node SVM

**Answer:** B

3.Which NetApp tool relies on PowerShell to produce a comprehensive handover report to the customer?

- A. Active IQ
- B. Config Advisor
- C. NetAppDocs
- D. Fusion

**Answer:** C

4.Which LIF type is used by default for hardware-assisted storage failover communication?


- A. intercluster
- B. node-mgmt
- C. data
- D. cluster-mgmt

**Answer:** B

**Explanation:**

Reference: [https://docs.netapp.com/ontap-9/index.jsp?topic=%2Fcom.netapp.doc.dot-cm-cmpr-950%2Fstorage\\_\\_failover\\_\\_hwassist\\_\\_show.html](https://docs.netapp.com/ontap-9/index.jsp?topic=%2Fcom.netapp.doc.dot-cm-cmpr-950%2Fstorage__failover__hwassist__show.html)

5.You install a new FAS2650 HA with a DS224C disk shelf and ONTAP 9.5 on a customer site.



Referring to the exhibit, which steps are required to get an HA cabled system?

- A. 1. Insert a cable from right controller port 0a to IOMB port 2, and from port 0b to IOMA port 4.
- 2. Insert a cable from left controller port 0a to IOMA port 2, and from port 0b to IOMB port 4.
- 3. Cable the out-of-band ACP.
- B. 1. Insert a cable from right controller port 0a to IOMA port 1, and from port 0b to IOMB port 3.
- 2. Insert a cable from left controller port 0a to IOMB port 1, and from port 0b to IOMA port 3.
- C. 1. Insert a cable from right controller port 0a to IOMB port 1, and from port 0b to IOMA port 4.
- 2. Insert a cable from left controller port 0a to IOMA port 1, and from port 0b to IOMB port 4.
- 3. Cable the out-of-band ACP.
- D. 1. Insert a cable from right controller port 0a to IOMB port 2, and from port 0b to IOMA port 3.
- 2. Insert a cable from left controller port 0a to IOMA port 2, and from port 0b to IOMB port 3.

**Answer: B**