


# CERTPARK



## QUESTION & ANSWER



CERTPARK.COM

Accurate Study Guides,  
High Passing Rate!  
provides update  
free of charge  
in one year!



<https://www.certpark.com>

**Exam** : **SC-400**

**Title** : Administering Information  
Protection and Compliance  
in Microsoft 365

**Version** : DEMO

## 1. Topic 1, Fabrikam, Case Study

### **Overview**

This is a case study. Case studies are not timed separately. You can use as much exam time as you would like to complete each there may be additional case studies and sections on this exam. You must manage you're your time to ensure that you are able to complete all included on this exam in the time provided.

To answer the questions included in a case study, you will need In reference information that is provided in the case study. Case studies might contain exhibits and other resources that provide more information about the scenario that is described In the case study. Each question is independent of the other questions in this case study.

At the end of this case study, a review screen will appear. This screen allows you to review your answers and to make changes before you move to the next section of the exam. After you begin a new section, you cannot return to this section.

### **To start the case study**

To display the first question in this case study, click the Next button. Use the buttons in the left pane to explore the content of the case study before you answer the questions. Clicking these buttons displays information such as business requirements, existing environment, and problem statements. If the case study has an All Information tab. note that the information displayed is identical to the information displayed on the subsequent tabs. When you are ready to answer a question, click the Question button to return to the question.

### **Cloud Environment**

Fabrikam has a Microsoft 365 tenant that contains the following resources:

- An Azure Active Directory (Azure AD) tenant that syncs to an on-premises Active Directory domain named corp.fabrikam.com
- Microsoft Cloud App Security connectors configured for all supported cloud applications used by the company

Some users have company Dropbox accounts.

### **Compliance Configuration**

Fabrikam has the following in the Microsoft 365 compliance center:

- \* A data loss prevention (DLP) policy is configured. The policy displays a tooltip to users. Users can provide a business justification to override a DLP policy violation.
- \* The Azure information Protection unified labeling scanner is installed and configured. \* A sensitivity label named Fabrikam Confidential is configured.

An existing third-party records management system is managed by the compliance department.

### **Human Resources (HR) Management System**

The HR department has an Azure SQL. database that contains employee information.

Each employee has a unique 12-character alphanumeric ID. The database contains confidential

employed attributes including payroll information, date of birth, and personal contact details.

### **On-premises Environment**

You have an on premises file server that runs Windows Server 2019 and stores Microsoft Office documents in a shared folder named Data.

All end-user computers are joined to the corp.fabrikam.com domain and run a third-party antimalware application.

### **Sales Contracts**

Users in the sales department receive draft sales contracts from customers by email. The sales contracts are written by the customers and are not in a standard format.

### **Employment Applications**

Employment applications and resumes are received by HR department managers and stored in either mailboxes, Microsoft SharePoint Online sites, OneDrive for Business folders, or Microsoft Teams channels.

The employment application form is downloaded from SharePoint Online and a serial number is assigned to each application. the resumes are written by the applications and in any format.

### **HR Requirements**

You need to create a DLP policy that will notify the HR department of a DLP policy violation if a document that contains confidential employee attributes is shared externally. The DLP policy must use an Exact Data Match (EDM) classification derived from a CSV export of the HR department database.

The HR department identifies the following requirements for handling employment applications:

- \* Resumes must be identified automatically based on similarities to other resumes received in the past
- \* Employment applications and resumes must be deleted automatically two years after the applications are received.
- \* Documents and emails that contain an application serial number must be identified automatically and marked as an employment application.

### **Sales Requirements**

A sensitivity label named Sales Contract must be applied automatically to all draft and finalized sales contracts.

### **Compliance Requirements**

Fabrikam identifies the following compliance requirements:

- All DLP policies must be applied to computers that run Windows 10, with the least possible changes to the computers.
- Users in the compliance department must view the justification provided when a user receives a tooltip notification for a DLP violation.
- If a document that has the Fabrikam Confidential sensitivity label applied is uploaded to Dropbox. the file must be deleted automatically. - The Fabrikam Confidential sensitivity label must be applied to existing Microsoft Word documents in the Data shared folder that have a document footer containing the

following string: Company use only.

- Users must be able to manually select that email messages are sent encrypted. The encryption will use Office 365 Message Encryption (OME) v2. Any email containing an attachment that has the Fabrikam Confidential sensitivity label applied must be encrypted automatically by using OME.
- Existing policies configured in the third-party records management system must be replaced by using Records management in the Microsoft 365 compliance center. The compliance department plans to export the existing policies, and then produce a CSV file that contains matching labels and policies that are compatible with records management in Microsoft 365. The CSV file must be used to configure records management in Microsoft 365.

### Executive Requirements

You must be able to restore all email received by Fabrikam executives for up to three years after an email is received, even if the email was deleted permanently.

### HOTSPOT

You need to implement a solution to encrypt email. The solution must meet the compliance requirements.

What should you create in the Exchange admin center and the Microsoft 365 compliance center? To answer, select the appropriate options in the answer area. NOTE: Each correct selection is worth one point.

Exchange admin center:

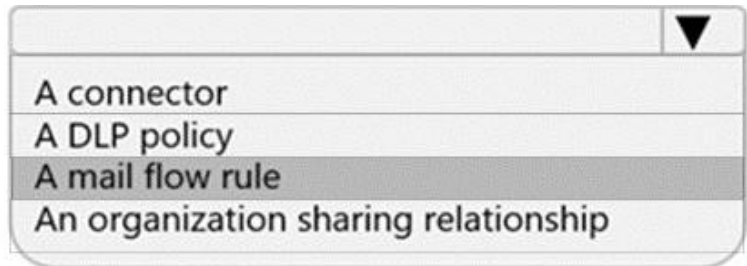
	▼
A connector	
A DLP policy	
A mail flow rule	
An organization sharing relationship	

Microsoft 365 compliance center:

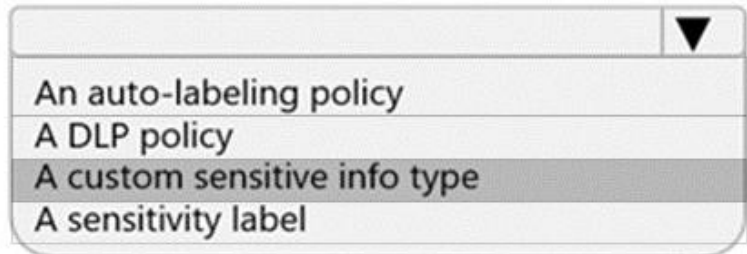
	▼
An auto-labeling policy	
A DLP policy	
A custom sensitive info type	
A sensitivity label	

Answer:

Exchange admin center:



Microsoft 365 compliance center:



**Explanation:**

Users must be able to manually select that email messages are sent encrypted. The encryption will use Office 365 Message Encryption (OME) v2. Any email containing an attachment that has the Fabrikam Confidential sensitivity label applied must be encrypted automatically by using OME.  
 Reference: <https://docs.microsoft.com/en-us/microsoft-365/compliance/ome-sensitive-info-types?view=o365-worldwide>

2.You need to recommend a solution to configuration the Microsoft 365 Records management settings by using the CSV file must meet the compliance requirements.  
 What should you recommend?

- A. From the Microsoft 365 compliance center, import the CSV file to a file plan.
- B. Use EdmUploadAgent.exe to upload a hash of the CSV to a datastore.
- C. Use a PowerShell command that pipes the import csv cmdlet to the New-RetentionPolicy cmdlet.
- D. Use a PowerShell command that pipes the import-csv cmdlet to the New-Label cmdlet.

**Answer:** A

**Explanation:**

Reference: <https://docs.microsoft.com/en-us/microsoft-365/compliance/file-plan-manager?view=o365-worldwide#import-retention-labels-into-your-file-plan>

3.You need to implement a solution that meets the compliance requirements for the Windows 10 computers.

Which two actions should you perform? Each correct answer presents part of the solution. NOTE: Each coned selection is worth one point.

- A. Deploy a Microsoft 36S Endpoint data loss prevention (Endpoint DLP) configuration package to the computers.
- B. Configure hybrid Azure AD join for all the computers.
- C. Configure the Microsoft Intune device enrollment settings.
- D. Configure a compliance policy in Microsoft Intune.
- E. Enroll the computers in Microsoft Defender for Endpoint protection.

**Answer:** BE

**Explanation:**

Reference: <https://docs.microsoft.com/en-us/microsoft-365/compliance/endpoint-dlp-getting-started?view=o365-worldwide>

4. You need to recommend a solution that meets the executive requirements.

What should you recommend?

- A. From the Microsoft 365 compliance center, create a retention policy.
- B. From the Exchange admin center, enable archive mailboxes.
- C. From the Microsoft 365 compliance center, create a retention label.
- D. From the Microsoft 365 compliance center, create a DLP policy.

**Answer: C**

**Explanation:**

Reference: <https://docs.microsoft.com/en-us/microsoft-365/compliance/create-apply-retention-labels?view=o365-worldwide>

5. DRAG DROP

You need to recommend a solution that meets the sales requirements.

Which three actions should you perform in sequence? To answer, move the appropriate actions from the list of actions to the answer area and arrange them in the correct order.

Actions	Answer Area
Create a trainable classifier.	
Create an auto-labeling policy for sensitivity labels.	
Create a sensitive info type that contains a keywords classification.	
Create a sensitive info type that contains an EDM classification.	
Create a sensitive info type that contains a document fingerprint.	
Upload sample contract documents to a seed content folder in SharePoint Online.	

**Answer:**

Upload sample contract documents to a seed content folder in SharePoint Online.
Create a trainable classifier.
Create an auto-labeling policy for sensitivity labels.

**Explanation:**

Reference: <https://docs.microsoft.com/en-us/microsoft-365/compliance/classifier-get-started-with?view=o365-worldwide>